

English for Palestine  
Digital Catalogue

—  
**3<sup>rd</sup> Grade**

2022

## What is the purpose of this catalogue?

The British Council's English for Palestine Digital Catalogues are QR coded catalogues that aim to supplement the English for Palestine curriculum with high quality, online resources. Resources from the British Council's websites are mapped to specific units in each of the English for Palestine coursebooks, creating a complete catalogue for each grade level. Activities can be accessed for free through the embedded links or the QR codes. Most of the activities can be used both by teachers in the classroom and by students at home for extra practice.




## Where do the activities come from?

The activities and resources come from three different British Council websites. The links were all selected by Palestinian English teachers to complement and support their lessons and the English for Palestine course books.

**LearnEnglish Kids** is designed to support the learning of children 12 and under in a safe and supportive online learning environment. It includes flashcards, crafts, songs, videos and exercises to help children learn and improve their English. It can be used by children independently under the guidance of a parent or teacher.

**LearnEnglish Teens** provides a free, safe and supportive online learning environment for 13–17 year-olds to learn English while having fun. LearnEnglish Teens can help teens improve their English with reading, writing, and listening practice, tips for exams, grammar and vocabulary exercises, games and videos. Teens can also interact with other teenagers from around the world and put their English into practice.

**TeachingEnglish** is the British Council's website for teachers. It includes articles, lesson plans, courses to support the continuous professional development of English teachers.



## How were the catalogues created?

The English for Palestine Digital Catalogues were created by a team of Palestinian teachers and teacher educators from all over the country led by Silvia Mustaklem. After an initial briefing and training, the teachers worked in small groups to conduct an initial mapping of links to the coursebooks. Then there was a series of review stages including self-review, peer review and a final quality assurance check.


The British Council would like to thank the following individuals for their hard work and for playing an essential role in the creation of the catalogues.

Adham Hosheya  
Adibeh Allan  
Asmaa Al-Roumi  
Bilal Shbair  
Dalya Ali Saleh  
Diana Abu Zayed  
Fadi Skaik  
Hanan Haj Saleh  
Haneen Samara  
Heba Hamouda  
Ibrahim Sabateen  
Ibtisam Sbaih

Laila Saleh  
Lina Bitar  
Mohammed Monifi  
Muhammed Atta  
Nihaya Anaya  
Riham Alnaji  
Silvia Mustaklem  
Tahreer Hammad  
Wafa Nazzal  
We'am Hamdan  
Wendy Arnold  
Yaffa Jumah Ahmed

## What is the structure of each catalogue?

Each of the 12 catalogues follows the same format. Following the overview, there is a section for each unit with resources mapped to different British Council's English for Palestine Digital Catalogue is comprised of 10 English language coursebooks mapped to their appropriate website links. Each section illustrates the name of the coursebook, the name of the unit, section of the unit, teens activity and types of activities that can be used with learners in each grade. It contains information on how to log into the website, use the links and download activities. The mapping in each section provides a link for each grade that will help teachers to build on their existing knowledge. All these activities may be used in the classroom and for self-learning with the aim of making the learning process more motivating for learners.



## What information about each resource is included?

Each online resource or activity is presented as shown here:

**Page:** the page number in the coursebook that the resource relates to.

**Period:** the suggested class period when the resource can be used. This matches with the period number in the coursebook.

**Type of activity:** the type of activity the QR code is going to lead to (grammar, listening, reading...).

**Name of activity:** title of the activity on the British Council website. You can click (or use ctrl+click) to view the resource.

**Tip:** ideas and suggestions for how to use the resource.

**QR-code:** a quick response code which can be read using a QR-reader on mobile phones or tablets. Scan using the camera on your phone or tablet to access the resource.

**Page: 4**

**Period: 1**

**Type of activity:**  
Listening and vocabulary

**Name of activity:**  
Please don't shout

**Tip:** Be sure to pre-teach key vocabulary!





# Book A

# Unit 1: All about me

**Page:** 4

**Period:** 1


**Type of activity:**

Listening ,Reading and  
Speaking

**Name of activity:**

Hello, hello, hello

**Tip:** Use before activity 1 to  
introduce the lesson and review  
how to introduce yourself.



# Unit 2: He's a doctor

**Page:** 11

**Period:** 2

**Type of activity:**

Vocabulary

**Name of activity:**

Work

**Tip:** Pre-teach the  
vocabulary.



**Page:** 13

**Period:** 4

**Type of activity:**

Vocabulary

**Name of activity:**

Family

**Tip:** Can be used as a  
summative evaluation.  
students can work in pairs to  
talk about their families or in  
groups to do the worksheet.



# Unit 3: At the market

**Page:** 17

**Period:** 2

**Type of activity:**

Reading and Vocabulary

**Name of activity:**

Vegetables

**Tip:** Pre-teach new  
vegetable vocabulary.



**Page:** 18

**Period:** 3

**Type of activity:**

Listening and Speaking

**Name of activity:**

I don't like eggs

**Tip:** Enhances listening  
and practices the chunks  
'I like' / 'I don't like'. Can be  
used with different levels.



## Unit 4: At the Zoo

Page: 22

Period: 1

**Type of activity:**  
Listening and Vocabulary

**Name of activity:**  
Old Macdonald had a farm

**Tip:** Can be used in the introduction because the song is about farm animals while the lesson is about wild animals.



Page: 24

Period: 3

**Type of activity:**  
Reading ,Writing,  
Vocabulary

**Name of activity:**  
The Zoo

**Tip:** Need to pre-teach new vocabulary or can use activity 3 and 4 only from the worksheet.



Page: 24

Period: 3

**Type of activity:**  
Listening and Vocabulary

**Name of activity:**  
Numbers 1-10

**Tip:** Good for revision



Page: 24

Period: 3

**Type of activity:**  
Vocabulary and Writing

**Name of activity:**  
Abc-zoo

**Tip:** Can be used as group work as competition. Can use just one activity as formative or summative evaluation with pair or group work.



## Unit 6: I don't feel well

Page: 34

Period: 1

**Type of activity:**  
Vocabulary

**Name of activity:**  
Parts of the body

**Tip:** Good for practising the new vocabulary.



Page: 34

Period: 1

**Type of activity:**  
Vocabulary and Listening

**Name of activity:**  
Hokey cokey



Page: 38

Period: 5

**Type of activity:**  
Listening ,Writing and  
Vocabulary

**Name of activity:**  
I'm too ill

**Tip:** Good for critical thinking and communication skills.




Page: 39

Period: 6

**Type of activity:**  
Speaking ,Listening and  
Vocabulary

**Name of activity:**  
Abracadabra

**Tip:** The activity can replace the game in the book.



## Unit 7: My day

**Page: 40**

**Period: 1**

**Type of activity:**

Grammar ,Vocabulary,  
Listening and Speaking

**Name of activity:**

Out to play with Ben and  
Brad



**Page: 43**

**Period: 4**

**Type of activity:**

Writing ,Reading and  
Vocabulary

**Name of activity:**

Daily routines

**Tip:** Best implemented after  
activity 3 in the book for  
more reading practice.



**Page: 44**

**Period: 44**


**Type of activity:**

Grammar ,Listening and  
Vocabulary

**Name of activity:**

One moment around the  
world

**Tip:** Can use a map to show  
students the different cities  
before activity 2 in the sheet



## Unit 8: It's sunny

**Page: 46**

**Period: 1**

**Type of activity:**

Speaking ,Reading and  
Vocabulary

**Name of activity:**

Weather 1

**Tip:** This is intended to allow  
students to describe the  
weather in their country.



**Page: 47**

**Period: 2**

**Type of activity:**

Speaking ,Reading and  
Vocabulary

**Name of activity:**

Weather 2

**Tip:** Pre-teach new  
vocabulary.



**Page: 50**

**Period: 3**

**Type of activity:**

Listening ,Grammar,  
Speaking and Vocabulary

**Name of activity:**

Hero's adventure



**Page: 51**

**Period: 6**

**Type of activity:**

Listening ,Grammar,  
Vocabulary and Speaking

**Name of activity:**

My favourite photo

**Tip:** A good practice  
of the new vocabulary  
through songs. Good for  
pronunciation.





# Book B

# Unit 10: What's the time?

Page: 6, 7

Period: 3,4

Type of activity:  
Writing

Name of activity:  
Numbers 1-10

Tip: Revising time before  
practising time



Page: 6, 7

Period: 3, 4

Type of activity:  
Speaking

Name of activity:  
Clock

Tip: Can be done as a  
warming for period 4 or as  
rounding up for period 3  
or period 4. Can be done in  
pairs or individually.




Page: 6, 7

Period: 3, 4

Type of activity:  
Reading

Name of activity:  
Numbers 1-10

Tip: This can be used as  
an evaluation activity or  
a quiz.



Page: 8, 9

Period: 5, 6

Type of activity:  
Reading

Name of activity:  
Daily routines



# Unit 11: At the playground

Page: 10

Period: 1

**Type of activity:**  
Vocabulary

**Name of activity:**  
Playground flashcards

**Tip:** Good for viewing the main points of the lessons, yet they only provide more repetition and extra vocabulary practice.




Page: 10, 11

Period: 1, 2

**Type of activity:**  
Speaking

**Name of activity:**  
Playground

**Tip:** Can be used in evaluation stage In period 1, or as a prerequisite for Period 2



Page: 11, 13

Period: 2,4

**Type of activity:**  
Speaking

**Name of activity:**  
Nine grape cakes

**Tip:** Can be done before activity one period 2 page 1, or before activity 1period 4 page 13.



# Unit 8: My town

Page: 13

Period: 4

**Type of activity:**  
Grammar

**Name of activity:**  
Prepositions of place



Page: 14

Period: 5

**Type of activity:**  
Speaking

**Name of activity:**  
Playing in the playground

**Tip:** Can be used as a warm up song. You can give students a sheet of lyrics with missing words.




Page: any

Period: any

**Type of activity:**  
Writing

**Name of activity:**  
Playground flashcards

**Tip:** Can be used as: a rounding up activity, an activity for early finishers, or for formative evaluation.



# Unit 12: Open day

**Page:** 16

**Period:** 1

**Type of activity:**  
Vocabulary

**Name of activity:**  
Free time activities

**Tip:** Use for revision or as homework.



**Page:** 16, 17

**Period:** 12

**Type of activity:**  
Vocabulary

**Name of activity:**  
Free time activities



**Page:** 19

**Period:** 4

**Type of activity:**  
Grammar

**Name of activity:**  
Pronouns



**Page:** 20

**Period:** 5

**Type of activity:**  
Speaking

**Name of activity:**  
Realia in the bag

**Tip:** Can be used as a warm up activity. Can include clues of open day activities e.g a brush for paint A puppet for acting in a play.




**Page:** any

**Period:** any

**Type of activity:**  
Writing

**Name of activity:**  
Free time activities

**Tip:** Can be used as homework or for early finishers.





# Unit 13: I'm wearing a scarf

Page: 22

Period: 1

**Type of activity:**  
Listening and Vocabulary

**Name of activity:**  
Clothes 1

**Tip:** pre-teach new vocabulary before playing the game.



Page: 22

Period: 1

**Type of activity:**  
Vocabulary

**Name of activity:**  
Clothes



Page: 22

Period: 1

**Type of activity:**  
Vocabulary

**Name of activity:**  
Clothes flashcards



Page: 23

Period: 2

**Type of activity:**  
Speaking

**Name of activity:**  
Teddy dresser



Page: 24

Period: 3

**Type of activity:**  
Speaking

**Name of activity:**  
Clothes-accessories

**Tip:** Can be used as a revision game before activity 1



Page: 25

Period: 4

**Type of activity:**  
Speaking

**Name of activity:**  
Clothes

**Tip:** Teacher can elicit the answer from all students after asking 'What are your favourite clothes?'



Page: 26

Period: 5

**Type of activity:**  
Vocabulary

**Name of activity:**  
Colours

**Tip:** The reading part needs guidance from the teacher.



Page: 27

Period: 6

**Type of activity:**  
Speaking ,Reading and Writing

**Name of activity:**  
My favourite clothes

**Tip:** Can be used as revision or rounding up as competition between groups.



## Unit 15: They're jumping

**Page:** 34

**Period:** 1

**Type of activity:**  
Listening and Vocabulary

**Name of activity:**  
I can run

**Tip:** Can be used as warm up or rounding up as revision as a competition between groups.




**Page:** 36

**Period:** 3

**Type of activity:**  
Writing

**Name of activity:**  
Free time 1

**Tip:** Teachers can prompt Ss to say complete sentences about each. Can be used as a revision or to round up the lesson.



**Page:** 37

**Period:** 4

**Type of activity:**  
Writing and Speaking

**Name of activity:**  
Free time activities

**Tip:** Can be used as a summative evaluation for high achievers through group work.



**Page:** 37

**Period:** 4

**Type of activity:**  
Vocabulary and Speaking

**Name of activity:**  
School run

**Tip:** Can be used as homework.



**Page:** 38

**Period:** 5

**Type of activity:**  
Listening

**Name of activity:**  
When I was one I couldn't run

**Tip:** Can be used as a warm up or higher level students.



## Unit 16: I'm Palestinian



**Page:** 44

**Period:** 5

**Type of activity:**  
Listening ,Reading and vocabulary

**Name of activity:**  
Spycat

**Tip:** Only focus on the listening part of the activity if the worksheet is too challenging.



# Unit 17: My favourite

Page: 46

Period: 1

**Type of activity:**  
Vocabulary

**Name of activity:**  
Sports1



Page: 46

Period: 1

**Type of activity:**  
Vocabulary and Writing

**Name of activity:**  
Sport flashcards

**Tip:** Revision and formative evaluation before activity 1.



Page: 47

Period: 2

**Type of activity:**  
Vocabulary and Writing

**Name of activity:**  
Sports 2

**Tip:** Warm up as revision before activity 1.



Page: 48

Period: 3

**Type of activity:**  
Speaking

**Name of activity:**  
Sports



Page: 49

Period: 4

**Type of activity:**  
Speaking and Writing

**Name of activity:**  
Like and don't like



Page: 50

Period: 5

**Type of activity:**  
Speaking

**Name of activity:**  
Football

**Tip:** Ask personalised questions: Do you like football? Which team do you support? Which country do you think is going to win the World Cup?



**Tell us what you and your  
students think of the activities.  
Complete this feedback form.**

