

English for Palestine
Digital Catalogue

1st Grade

2022



What is the purpose of this catalogue?

The British Council's English for Palestine Digital Catalogues are QR coded catalogues that aim to supplement the English for Palestine curriculum with high quality, online resources. Resources from the British Council's websites are mapped to specific units in each of the English for Palestine coursebooks, creating a complete catalogue for each grade level. Activities can be accessed for free through the embedded links or the QR codes. Most of the activities can be used both by teachers in the classroom and by students at home for extra practice.



Where do the activities come from?

The activities and resources come from three different British Council websites. The links were all selected by Palestinian English teachers to complement and support their lessons and the English for Palestine course books.

LearnEnglish Kids is designed to support the learning of children 12 and under in a safe and supportive online learning environment. It includes flashcards, crafts, songs, videos and exercises to help children learn and improve their English. It can be used by children independently under the guidance of a parent or teacher.

LearnEnglish Teens provides a free, safe and supportive online learning environment for 13–17 year-olds to learn English while having fun. LearnEnglish Teens can help teens improve their English with reading, writing, and listening practice, tips for exams, grammar and vocabulary exercises, games and videos. Teens can also interact with other teenagers from around the world and put their English into practice.

TeachingEnglish is the British Council's website for teachers. It includes articles, lesson plans, courses to support the continuous professional development of English teachers.

How were the catalogues created?

The English for Palestine Digital Catalogues were created by a team of Palestinian teachers and teacher educators from all over the country led by Silvia Mustaklem. After an initial briefing and training, the teachers worked in small groups to conduct an initial mapping of links to the coursebooks. Then there was a series of review stages including self-review, peer review and a final quality assurance check.


The British Council would like to thank the following individuals for their hard work and for playing an essential role in the creation of the catalogues.

Adham Hosheya
Adibeh Allan
Asmaa Al-Roumi
Bilal Shbair
Dalya Ali Saleh
Diana Abu Zayed
Fadi Skaik
Hanan Haj Saleh
Haneen Samara
Heba Hamouda
Ibrahim Sabateen
Ibtisam Sbaih

Laila Saleh
Lina Bitar
Mohammed Monifi
Muhammed Atta
Nihaya Anaya
Riham Alnaji
Silvia Mustaklem
Tahreer Hammad
Wafa Nazzal
We'am Hamdan
Wendy Arnold
Yaffa Jumah Ahmed

What is the structure of each catalogue?

Each of the 12 catalogues follows the same format. Following the overview, there is a section for each unit with resources mapped to different British Council's English for Palestine Digital Catalogue is comprised of 10 English language coursebooks mapped to their appropriate website links. Each section illustrates the name of the coursebook, the name of the unit, section of the unit, teens activity and types of activities that can be used with learners in each grade. It contains information on how to log into the website, use the links and download activities. The mapping in each section provides a link for each grade that will help teachers to build on their existing knowledge. All these activities may be used in the classroom and for self-learning with the aim of making the learning process more motivating for learners.



What information about each resource is included?

Each online resource or activity is presented as shown here:

Page: the page number in the coursebook that the resource relates to.

Period: the suggested class period when the resource can be used. This matches with the period number in the coursebook.

Type of activity: the type of activity the QR code is going to lead to (grammar, listening, reading...).

Name of activity: title of the activity on the British Council website. You can click (or use ctrl+click) to view the resource.

Tip: ideas and suggestions for how to use the resource.

QR-code: a quick response code which can be read using a QR-reader on mobile phones or tablets. Scan using the camera on your phone or tablet to access the resource.


Page: 4

Period: 1

Type of activity:
Listening and vocabulary

Name of activity:
Please don't shout

Tip: Be sure to pre-teach key vocabulary!




Book A

Unit 1: Hello

Page: 4
Period: 1
Type of activity:
Listening and vocabulary
Name of activity:
Please don't shout
Tip: Be sure to pre-teach
key vocabulary!



Page: 4
Period: 1
Type of activity:
Vocabulary
Name of activity:
Food 2 – a word game



Page: 8
Period: 5
Type of activity:
Listening
Name of activity:
Bean bag hello



Page: 8
Period: 5
Type of activity:
Listening and Speaking
Name of activity:
Hello, hello, hello
Tip: Try this again with unit
7 to see if students have
improved!



Page: any
Period: any
Type of activity:
Listening
Name of activity:
The ABC fruity band




Unit 2: Let's eat

Page: 4
Period: 1
Type of activity:
Vocabulary
Name of activity:
Food 2 – a word game



Page: 10
Period: 1
Type of activity:
Listening and Vocabulary
Name of activity:
Ten little aeroplanes



Unit 3: Animals


Page: 16

Period: 1

Type of activity:
Listening

Name of activity:
Jungles of Brazil

Tip: Don't forget to pre-teach vocabulary!



Page: 18

Period: 3

Type of activity:
Speaking and Writing

Name of activity:
Pets

Tip: Use in class as a speaking activity or ask students to complete at home with the help of a parent.



Page: 18

Period: 3

Type of activity:
Speaking

Name of activity:
Zebras zig



Page: 19

Period: 4

Type of activity:
Listening and Speaking

Name of activity:
Kitten in the kitchen

Tip: A fun way to focus on the k sound!




Page: 20

Period: 5

Type of activity:
Listening and Reading

Name of activity:
The animal shelter

Tip: Let students listen or read it to them for story time.



Unit 4: My body

Page: 22

Period: 1

Type of activity:

Listening and Vocabulary

Name of activity:

Parts of the body – head



Page: 22


Period: 1

Type of activity:

Listening and Vocabulary

Name of activity:

Parts of the body 1



Page: 23

Period: 2

Type of activity:

Listening and Vocabulary

Name of activity:

Parts of the body 2

Tip: Don't forget to pre-teach key vocabulary!



Page: 23

Period: 2

Type of activity:

Listening and Vocabulary

Name of activity:

Numbers 1-10



Page: 24

Period: 3

Type of activity:

Listening and Grammar

Name of activity:

We've got two legs

Tip: Play multiple times so that learners can chant along.



Page: 27

Period: 6

Type of activity:

Listening

Name of activity:

How to make a stick puppet

Tip: A creative activity to do at the end of the unit



Page: any

Period: any


Type of activity:

Listening and Speaking

Name of activity:

The hokey cokey

Tip: Let learners stand up and dance along!



Unit 6: My classroom

Page: 36

Period: 3

Type of activity:
Listening

Name of activity:
There are my English books

Tip: Try using the song before activity 1




Page: 37

Period: 4

Type of activity:
Listening

Name of activity:
Clap clap clap



Unit 7: My family

Page: 40

Period: 1

Type of activity:
Listening and Vocabulary

Name of activity:
Family



Page: 42

Period: 3

Type of activity:
Vocabulary

Name of activity:
Family – a worksheet

Tip: Try activities 1 and 4 from this worksheet.



Page: 42

Period: 3

Type of activity:
Listening and Speaking

Name of activity:
Brothers and sisters

Tip: Give students a prompt that they can use.



Unit 8: Let's drink

Page: 46

Period: 1

Type of activity:
Listening and Vocabulary

Name of activity:
Drinks



Page: 46

Period: 1

Type of activity:
Speaking

Name of activity:
Favourite drinks



Page: 47

Period: 2

Type of activity:
Vocabulary

Name of activity:
Drinks – a worksheet



Page: 48

Period: 3

Type of activity:
Speaking

Name of activity:
Cup of coffee



Page: 24

Period: 3

Type of activity:
Listening and Grammar

Name of activity:
We've got two legs

Tip: Play multiple times so that learners can chant along.



Page: 27

Period: 6

Type of activity:
Listening

Name of activity:
How to make a stick puppet

Tip: A creative activity to do at the end of the unit




Page: any

Period: any

Type of activity:
Listening and Speaking

Name of activity:
The hokey cokey

Tip: Let learners stand up and dance along!



Book B

Unit 10: Let's play

Page: 4

Period: 1

Type of activity:
Listening and Vocabulary

Name of activity:
Toys 1



Page: 6

Period: 3

Type of activity:
Listening

Name of activity:
Hero's adventure

Tip: Use the video after pre-teaching the word hero and some of the prepositions



Unit 11: Transport

Page: 10

Period: 1

Type of activity:
Vocabulary

Name of activity:
Transport flashcards



Page: 11

Period: 2

Type of activity:
Listening and Vocabulary

Name of activity:
Transport 1



Page: 13

Period: 4

Type of activity:
Vocabulary

Name of activity:
Numbers 1-10

Tip: A great way to review numbers!




Page: 14

Period: 5

Type of activity:
Listening and Speaking

Name of activity:
The wheels on the bus



Unit 12: Colours

Page: 16

Period: 1

Type of activity:
Listening and Vocabulary

Name of activity:
Colours




Page: 16

Period: 1

Type of activity:
Vocabulary

Name of activity:
Rainbow



Page: 17

Period: 2

Type of activity:
Vocabulary

Name of activity:
Classroom



Page: 18

Period: 3

Type of activity:
Listening and Vocabulary

Name of activity:
Our colourful world

Tip: Ask students to clap each time they hear a colour to encourage them to listen carefully.



Page: 19

Period: 4

Type of activity:
Speaking and Vocabulary

Name of activity:
Red lorry, yellow lorry puppet

Tip: Change the word lorry to car to connect it to unit 12



Page: 19

Period: 4

Type of activity:
Speaking and Listening

Name of activity:
I can sing a rainbow

Tip: If the song is too fast or too long for your students, only use part of it and sing it together.



Unit 13: My clothes

Page: 22

Period: 1

Type of activity:
Listening and Vocabulary

Name of activity:
Clothes 1

Tip: Try this game after exercise 3 in the book




Page: 24

Period: 3

Type of activity:
Speaking

Name of activity:
Favourite t-shirt

Tip: Turn this into a show and tell



Page: any

Period: any

Type of activity:
Listening and Vocabulary

Name of activity:
Clothes

Tip: Make it a colour dictation – you dictate and they colour!



Page: any

Period: any

Type of activity:
Reading and Vocabulary

Name of activity:
Clothes

Tip: You don't have to use all of the activities.



Page: any

Period: any

Type of activity:
Writing and Speaking

Name of activity:
T-shirt design

Tip: Only use activity 3 and turn and let them present their designs.



Unit 15: My bedroom

Page: 34

Period: 1

Type of activity:
Listening

Name of activity:
Goldilocks and the three bears

Tip: Use this to get students engaged at the start of the lesson.




Page: 36

Period: 3

Type of activity:
Listening

Name of activity:
Hero's adventure



Unit 16: In my country

Page: 40

Period: 1

Type of activity:
Listening and Vocabulary

Name of activity:
Fruit 1

Tip: Don't forget to pre-teach new words.



Page: 40

Period: 1

Type of activity:
Speaking and Vocabulary

Name of activity:
Fruit

Tip: Use these simple questions to encourage students to speak. Don't forget to model answers!



Unit 17: My friends

Page: 47

Period: 2

Type of activity:
Listening and Speaking

Name of activity:
I'm too small



Page: 48

Period: 3

Type of activity:
Listening and Speaking

Name of activity:
Bean bag hello

Tip: After listening, let students pass a bag and say each others' names!



**Tell us what you and your
students think of the activities.
Complete this feedback form.**

